



ZSL WHIPSNADE ZOO



ZSL Whipsnade Zoo Social Story



This easy read guide was produced by ZSL with support from the Wixamtree Trust and The National Autistic Society (www.autism.org.uk).



Before visiting Whipsnade Zoo

ZSL Whipsnade Zoo is a very large zoo with lots of animals that I might see.


I can look on the zoo website or map to choose which animals I might want to try and see the most.

The screenshot shows the ZSL Whipsnade Zoo website. At the top left is the logo 'ZSL WHIPSNADE ZOO'. To the right, there is a banner for 'Lookout Lodge - the overnight experience at Whipsnade Zoo' with a 'BOOK NOW!' button and the 'Lookout Lodge' logo. Below the header is a navigation menu with links: 'Buy tickets', 'Plan your day', 'Animals', 'News', 'What's on', 'Schools', 'Adopt an animal', 'Experiences', and 'Gift Shop'. The main content area features a large image of ring-tailed lemurs. Overlaid on this image is a vertical list of four activity cards: 'Creche on Lemur Island', 'BIG NIGHT OUT Unique family night out', 'New Hullabazoo Farm', and 'Deadly Explorer Trail'. A text box at the bottom of the lemur image reads 'Creche on Lemur Island' and 'Six baby ring-tailed lemurs have been born on Lemur Island...'. At the bottom of the website is a dark red navigation bar with three buttons: 'BOOK TICKETS', 'PLAN YOUR DAY', and 'SHOP FOR GIFTS', each with an icon and a right-pointing arrow.

Weather

The weather may be cold and I may have to wear my coat.

The weather may be warm and I may have to wear sun cream and my hat.



Arriving at Whipsnade Zoo

I will be coming to Whipsnade Zoo for the day.



When I arrive at the entrance to Whipsnade Zoo, I will queue with my adult to buy my ticket.

There may be other people that I do not know in the queue.

I may have to wait patiently until it is our turn to buy the tickets.



Map of Whipsnade Zoo

During the day I will walk around the zoo and see lots of animals.



This is a map of the zoo with pictures of some of the animals I might see. I can plan where I need to go to try and see some of the animals.

I will be given a map when I arrive to help me to find my way around the zoo. I can use signposts to help me find the animal enclosures.

I can read the signs at the animal enclosure to find out who lives inside.

Who works at Whipsnade Zoo?

People who do different jobs at the zoo have different coloured uniforms but all will have the ZSL Whipsnade Zoo logo on their uniform.

I can talk to the people that work at the zoo to ask questions about the animals.

The people that work at the zoo may tell me what to do in some parts of the zoo. This is to keep me safe and to keep the animals happy and healthy.



ZSL
WHIPSNADE
ZOO

Transport in the zoo – Bus

I may use the bus to travel around the zoo. I might see some animals from the bus but I will need to get off the bus to see many of the animals in the zoo.



There may be other people using the bus.

I may have to wait patiently at a bus stop for the bus to arrive.

Transport in the zoo – Train

I may buy a ticket to travel on the Jumbo express.



I may have to queue to wait for the next train. There may be people that I do not know in the queue.

I will wait until I am told to board the train and I will walk calmly to one of the carriages.

The station master will blow their whistle when the train is ready to leave and the train driver will blow his horn to show that he is ready to leave.

A presenter will speak on a microphone so that I can learn about the animals that I can see from the train. The train is a real steam engine train so will let out steam during the journey around the zoo. When the train driver leaves the steam out of the engine the train makes a noise.

Hullabazoo

I may play in the indoor play area if I am under 10 years of age.

My adult can book a session for me to play by visiting Hullabazoo indoor play when we first get to the zoo. On a busy day, a play session is limited to one hour.

I may play in the outdoor adventure play area. I may visit the outdoor adventure play area at any time as my adult does not have to book this.

There may be children that I do not know playing in the play area.



The Hullabazoo play staff will tell me the rules and will remind me when it is time to finish my play in the indoor play area.

The picture above is a picture of two of the staff that work at the indoor play area. Other staff also work there and will all be wearing the blue uniform.

It is important that I do exactly what the play staff ask me to do when I am in the Hullabazoo area.

Who lives at Whipsnade Zoo?

Free roaming animals

I may see many different animals that live at the zoo.

Muntjac, Chinese Water Deer, Mara, Bennett's Wallaby and Peacock

I will stay quiet and I will not chase the animals that I see so that they do not feel scared. I will not feed the animals.



Peacock



Bennett's wallaby



Mara



Muntjac

Who lives at Whipsnade Zoo?

Big animals

I may see some big animals like White Rhinos



White Rhinos

Who lives at Whipsnade Zoo?

Small animals – Ants

I may see some small animals like leaf cutter ants



Who lives at Whipsnade Zoo?

Warm areas – Discovery Centre

I may see some animals inside of their house.
The house might be warm so that the animal does not get too cold.



Discovery Centre



Hippo House



Who lives at Whipsnade Zoo?

Sensory – Hippos and Lions

I may smell some of the animals like the hippos. Hippos mark their territory by flicking poo with their tails, but the poo will not come near me.

I may hear some of the animals making loud noises like roaring lions. This is the way that the lions talk to each other.



Hippos



Lions

Who lives at Whipsnade Zoo?

Enclosures that I am allowed to enter

Lemur walk through.

I may walk in the lemur enclosure and I might see a lemur jump or walk near to me. I will not stroke the lemurs as they do not like to be touched. I will not feed the lemurs as the zookeepers will feed them special zoo food.

Farm – goat walk through

I may visit the farm. The animals may be noisy and they might walk near to me. I will not feed the goats as they have to eat special zoo food.



Ring-tailed lemur



Pygmy goats

Who lives at Whipsnade Zoo?

Animals on their walk

I may see the zoo keepers walking with their animals for exercise. I will stay nice and quiet so that I do not scare the animals.



This is a picture of the Asian elephants on their walk around the zoo.

Visiting Whipsnade Zoo

No touching unless told by a volunteer/keeper

I will not touch any animals unless a zoo keeper tells me I am allowed to.



Lost Children

I will stay with my adult when I am in the zoo.

If I cannot find my adult then I will find somebody who works at the zoo.

I know who works at the zoo as they will have a ZSL uniform. I will wait with the ZSL staff until we find my adult.



These are pictures of different people who work at the zoo who can answer your questions while you are at the zoo.

Animal talks

I may go to an animal talk. The presenters will use a microphone so that everybody is able to hear them.

The birds in the bird show might fly near to me but they will not touch me.

If I sit in the “splash zone” at the sea lion display I may get splashed by a sea lion. The splash zone is a blue colour so I can choose if I would like to sit there or not.



Places to eat at Whipsnade Zoo

I might eat my lunch in one of the cafes at Whipsnade Zoo.

I will choose the food that I would like to eat and my adult will pay for the food for me. If it is busy we may need to wait in a queue until it is my turn.



Wild Bite café



I might eat a packed lunch that I have brought to the zoo with me.

I can find a picnic bench, wet weather shelter or space on the grass to eat my lunch with my adult.

Time to leave Whipsnade Zoo

I will leave the zoo with my adult at the end of the day.

I will have lots of memories of my day at the zoo.



**Everyone at Whipsnade Zoo is
looking forward to seeing you soon!**